

1550nm MQW-FP Laser Diode Receptacle Module

HEFLR-5XXXX

Features:

- ◆ Coaxial Package
- ◆ InGaAsP/InP MQW-FP Laser Diode
- ◆ Data Rate up to 2.5G
- ◆ Low threshold, high slope efficiency and high output power LD
- ◆ Maximum Soldering Temperature/Time: 260°C/10s
- ◆ Operating Case Temperature: -40°C to +85°C
- ◆ RoHS6 Compliant Products Available

**Applications:**

- ◆ Digital Transmission System
- ◆ Test Equipments

General:

HEFLR-5XXXXX Series are 1550nm InGaAsP/InP MQW-FP laser diode modules designed for fiber communication systems. These modules are transmitter optical sub-assembly with low threshold current and high performance at high temperature, which are ideally suitable for short reach applications.

A laser diode is mounted into a coaxial package integrated with a single-mode fiber-stub, an isolator and an InGaAs monitor PD.

Ordering Information: (Standard version ^{*Note1})

Part No.	Package Series	Pin Type	Isolator	Connector	Data Rate
HEFLR-5105A2	A	LD-Pin-2	N=None	FC-A	1.25G
HEFLR-5110B2G	B	LD-Pin-2	Single Stage	FC-B	1.25G
HEFLR-5210C1G	C	LD-Pin-1	Single Stage	FC-C	2.5G
HEFLR-5105D1	D	LD-Pin-1	N=None	FC-D	1.25G
HEFLR-5110E2	E	LD-Pin-2	N=None	ST	1.25G
HEFLR-5105F2	F	LD-Pin-2	N=None	SC	1.25G
HEFLR-5210F1G	F	LD-Pin-1	Single Stage	SC	2.5G

*Note1: For more ordering information, please refer the nomenclature and contact HighEasy sales.

Absolute Maximum Ratings: ^{*Note2}

Parameter	Symbol	Ratings	Unit
Storage Temperature	Tstg	-40~+100	°C
Operating Case Temperature	Top	-40~+85	°C
Forward Current (LD)	IFD	150	mA
Reverse Voltage (LD)	VrL	2	V
Reverse Voltage (PD)	VrP	20	V
Reverse Current (PD)	IrP	2	mA
Soldering Temperature (<10s)	Stemp	260	°C

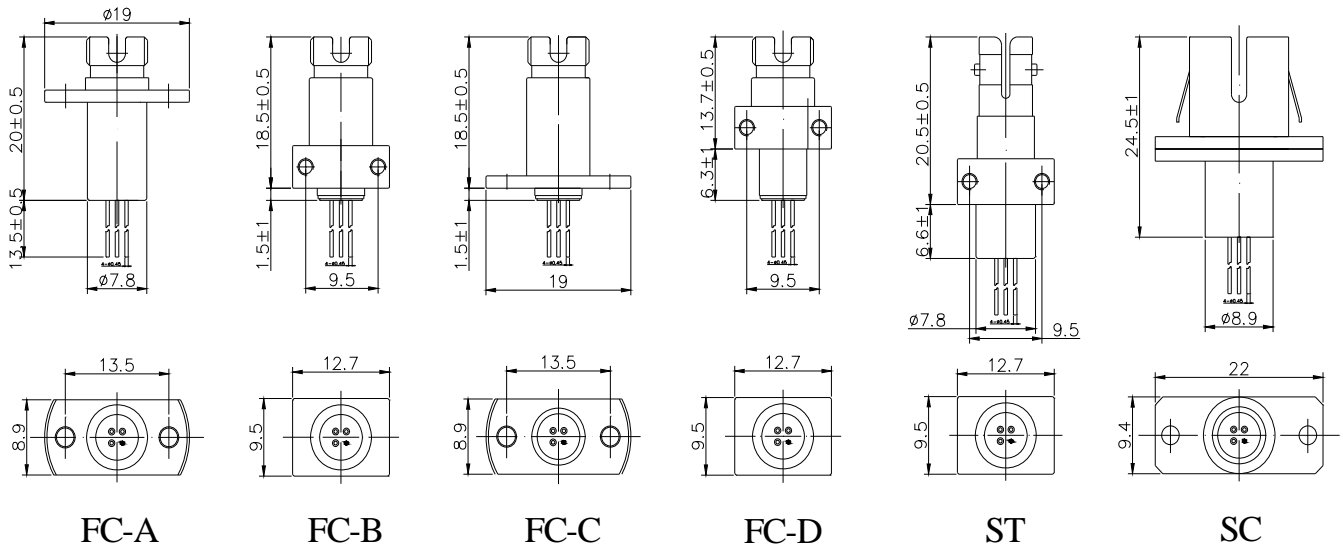
*Note2: Exceeding any one of these values may destroy the device immediately.

Electrical and Optical Characteristics:

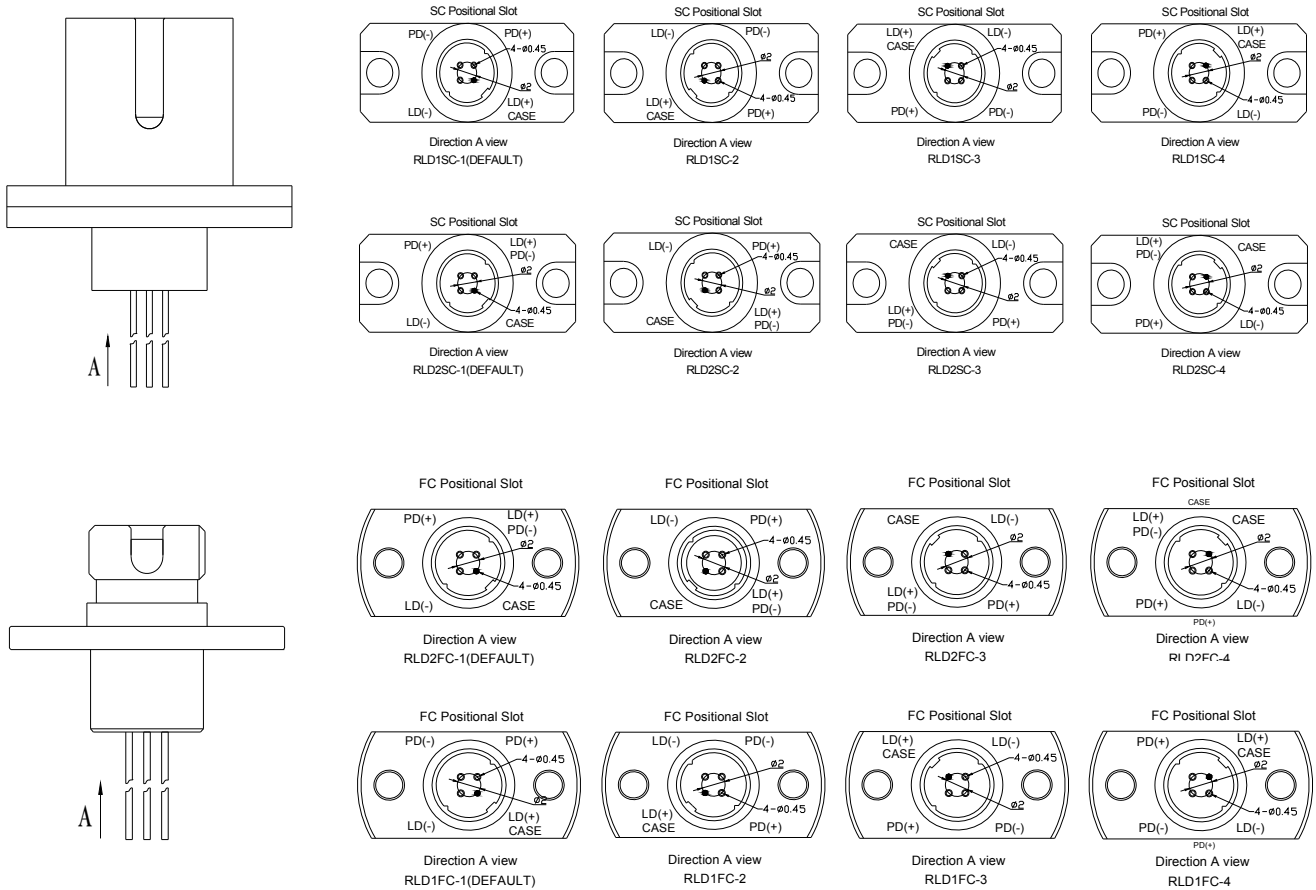
(Po=0.3mW, SMF, Tc=+25°C, unless otherwise noted.)

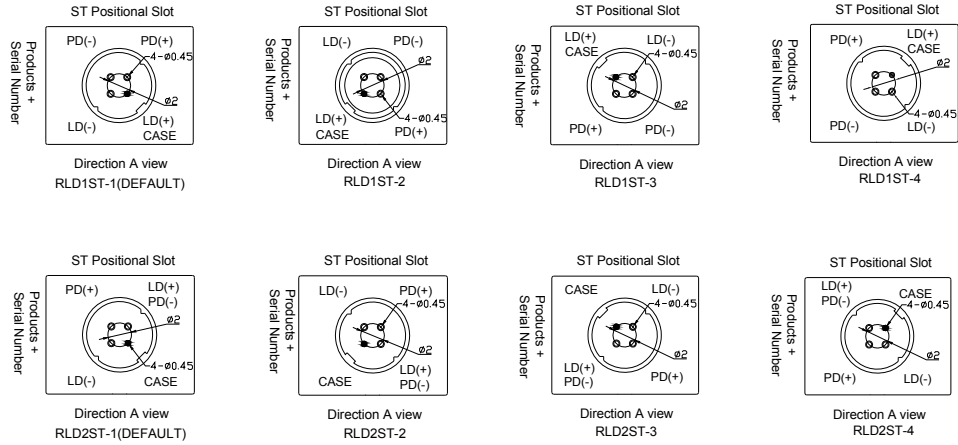
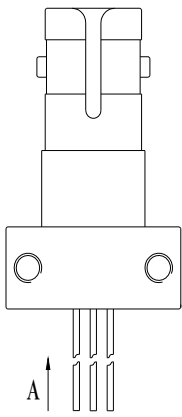
Parameter	Symbol	Condition	Min.	Typ.	Max.	Unit
Threshold Current	Ith	CW	—	8	15	mA
Fiber Coupling Power	Pf	CW, If=Ith+20mA	0.3	0.5	1.5	mW
Operating Voltage	Vf	CW, Tc=-40~+85°C	—	1.2	1.6	V
Slope Efficiency	Se	CW, Average(Ith to Ith+20mA)	—	—	0.08	mW/mA
Peak Wavelength	λ_p	CW	1520	1550	1580	nm
		CW, Tc=-40~+85°C	1490	—	1585	—
Spectral Width	$\Delta\lambda$	CW, RMS	—	1.5	3	nm
Rise Time	tr	Ib=Ith, 10-90%, Tc=-40~+85°C	—	—	0.7	ns
Fall Time	tf	Ib=Ith, 10-90%, Tc=-40~+85°C	—	0.15	0.7	ns
Tracking Error	ΔPf	I _m hold(@Pf=0.16mW(25°C)) CW, Tc=-40~+85°C	-1.5	—	1.5	dB
Monitor Current	I _m	CW, VrP=5V, Tc=-40~+85°C	0.1	—	1	mA
Monitor Dark Current	I _d	VrP=5V	—	—	100	nA
Monitor Capacitance	C	VrP=5V, f=1MHz	—	—	20	pF
Connector Repeatability	—	—	-1	—	1	dB
Optical Isolation	—	Single Stage	30	—	—	dB
	—	Dual Stage	40	—	—	

Package Dimension:



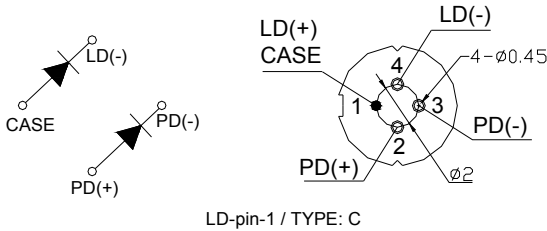
The Direction of Fix Card:



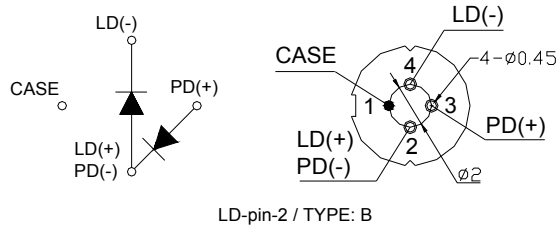


Pin Assignment:

TYPE: 1



TYPE: 2



Nomenclature:

HEFLR-5 □ □ □ □ □ □

 A B C D E F G

Order	Parameter	Detailed Description					
A	Center Wavelength	5=1550					
B	Data Rate	1=1.25G			2=2.5G		
C	Power	05=0.3-1.0mW			10=1.1-1.5 mW		
D	Package Series	A=FC-A	B=FC-B	C=FC-C	D=FC-D	E=ST	F=SC
E	Pin Type	1=LD-pin-1			2=LD-pin-2		
F	Isolator	Blank=None		G= Single Stage		G2=Dual Stage	
G	Fiber Type	Blank=SM			M=MM		

Precaution:

- (1) The modules should be handled in the same manner as ordinary semiconductor devices to prevent the electro-static damages. For safe keeping and carrying, the modules should be packaged with ESD proof material. To assemble the modules on PCB, the workbench, the soldering iron and the human body should be grounded.
- (2) Please pay special attention to the atmosphere condition because the dew on the module may cause some electrical damages.
- (3) Under such a strong vibration environment as in automobile, the performance and reliability are not guaranteed.

Notice:

HighEasy reserves the right to make changes or discontinue any product or service identified in this publication, without notice, in order to improve design and/or performance. Applications that are described herein for any of the products are for illustrative purposes only. HighEasy makes no representation or warranty that such applications will be suitable for the specified use without further testing or modification.