

155M PIN-TIA Receiver with LC Receptacle Modules

HELC- ROSAX313XX

Features:

- ◆ High sensitivity
- ◆ Differential ended output
- ◆ Single +3V、+5V、+3.3/+5V operation
- ◆ Trans-impedance amplifier with AGC
- ◆ RoHS Compliant products available



Applications:

- ◆ 100/155M application
- ◆ SDH/SONET application

General:

HELC- ROSAX313XX Series is a 4 pin or 5 pin PIN-TIA with Receptacle operating on 155M. It provides high sensitivity with AGC, 100ohm differential outputs PIN-TIA provides a monitor pin. A split sleeve for the optical connector is jointed with $\varnothing 2.5\text{mm}$ ferrule.

Ordering Information: (Standard version ^{*Note1})

Part No.	Insulation	Voltage (V)	Pin Type	Ferrule sets of type
HELC-ROSA3130B	NO	3.3	A	Ceramic sleeve
HELC-ROSAJ3130	YES	3.3	A	No ceramic sleeve
HELC-ROSA313D	NO	3.3	D	No ceramic sleeve
HELC-ROSAJ313DB	YES	3.3	D	Ceramic sleeve

*Note1: For more ordering information, please refer the nomenclature and contact HighEasy sales.

Absolute Maximum Ratings:

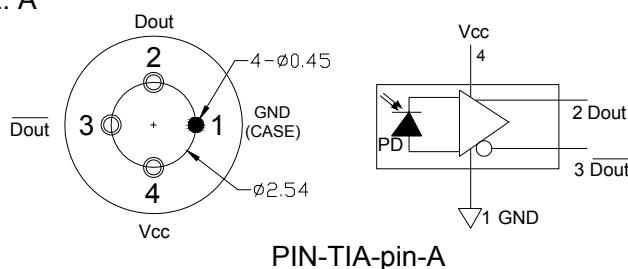
Parameter	Min.	Typ.	Max.	Unit
Storage Temperature	-40	25	85	°C
Operating Temperature	-40	25	85	°C
TIA Supply Voltage	3.1	3.3	5	V
Operation Relative Humidity	-		85	%
Soldering Temperature / Time	-		260/10	°C/S

Electrical and Optical Characteristics:

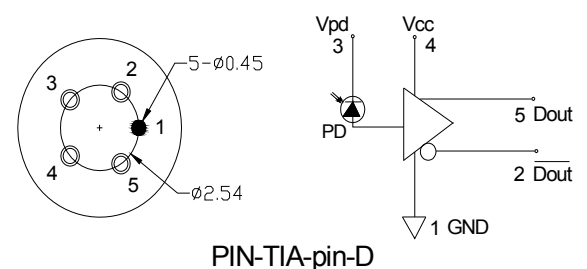
Parameter	Symbol	Min.	Typ.	Max.	Unit	Test Condition
Operating Wavelength	λ	1270		1620	nm	
Supply Current	I _{cc}		30	40	mA	No Loads
Saturation Power	P _{sat}	-3	0	-	dBm	@ 1310nm
Small-Signal Bandwidth	BW	110	140		MHz	
Low-Frequency Cut off	LF			5	kHz	
Sensitivity			-37	-35	dBm	1300nm, 155M, BER=10 ⁻¹⁰ @ PRBS= 2 ²³ -1
Single Ended Output Impedance	R		50		Ω	
Rise /Fall Time	T			4.5	ns	10~90%

Pin Assignment: *Note2

TYPE: A

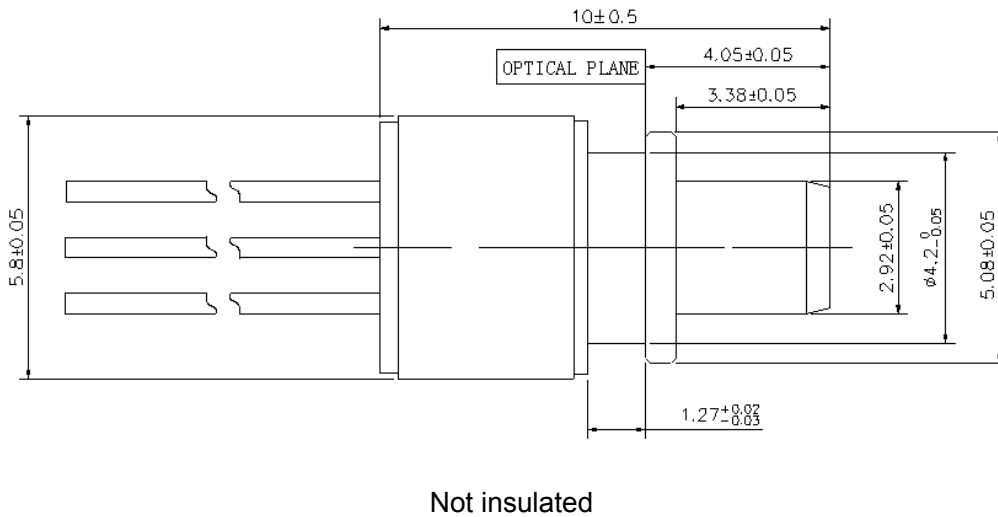
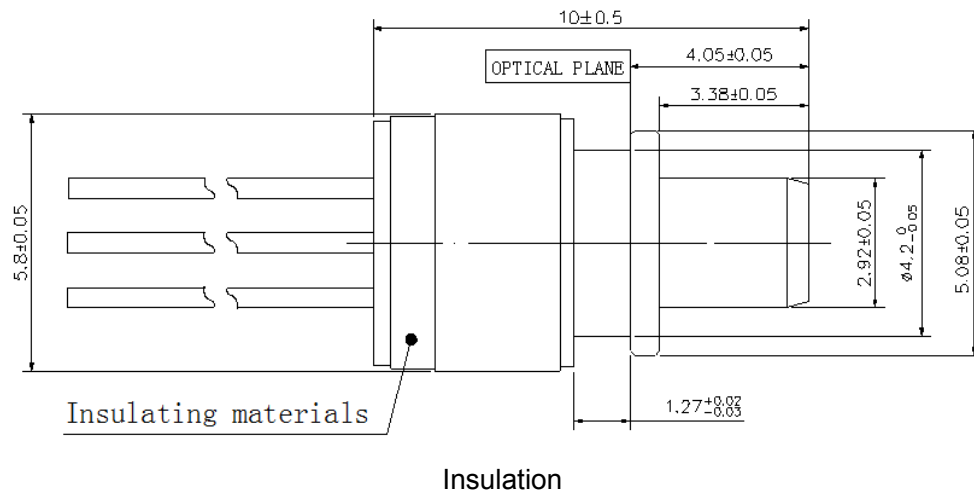


TYPE: D



Note2: Other Pin type can be customized.

Package Dimension: *Note3



*Note3: Insulation is the TO-CAN and the metal pipe insulation.

Nomenclature:

HELC-ROSA
 A B C D E F

A	Insulation	J= Insulation		BLANK=Non-insulated structure	
B	Data Rate	3=155M			
C	Wavelength	1=1270~1620nm			
D	Voltage	0=3.3/5V	3=3.3V	5=5V	
E	Pin Type	0= pin-A		D= pin-D	
F	Ferrule sets of type	BLANK=Without the ceramic sleeve and Without the fiber-stub	B=With a ceramic sleeve	M= with a split sleeve and the MM fiber-stub	

Precaution:

(1) The modules should be handled in the same manner as ordinary semiconductor devices to prevent the electro-static damages. For safe keeping and carrying, the modules should be packaged with ESD proof material. To assemble the modules on PCB, the workbench, the soldering iron and the human body should be grounded.

(2) Please pay special attention to the atmosphere condition because the dew on the module may cause some electrical damages.

(3) Under such a strong vibration environment as in automobile, the performance and reliability are not guaranteed.

Notice:

HighEasy reserves the right to make changes or discontinue any product or service identified in this publication, without notice, in order to improve design and/or performance. Applications that are described herein for any of the products are for illustrative purposes only. HighEasy makes no representation or warranty that such applications will be suitable for the specified use without further testing or modification.